

15	Reserves excluding Revaluation Reserves as per balance sheet of previous accounting year	Nil	Nil	Nil	Nil	Nil	Nil
16	Earnings Per Share (EPS) a) Basic and diluted EPS before Extraordinary items for the period, for the year to date and for the previous year (not to be annualised) b) Basic and diluted EPS after Extraordinary items for the period, for the year to date and for the previous year (not to be annualised)	N.A	N.A	N.A	N.A	N.A	N.A
17	Public shareholding - Number of shares - Percentage of shareholding	1730475 30.03	1766095 30.65	1730475 30.03	1766095 30.65	1730475 30.03	1730475 30.03
18	Promoters and Promoter Group Shareholding a) Pledged/Encumbered -Number of Shares -Percentage of Shares (as a % of the total share holding of promoter and promoter group) -Percentage of Shares (as a % of the total share capital of the company) b) Non Encumbered -Number of Shares -Percentage of Shares (as a % of the total share holding of promoter and promoter group) -Percentage of Shares (as a % of the total share capital of the company)	4032295 Nil	3996675 Nil	4032295 Nil	3996675 Nil	4032295 Nil	4032295 Nil
		4032295 100%	3996675 100%	4032295 100%	3996675 100%	4032295 100%	4032295 100%
		69.97%	69.35%	69.97%	69.35%	69.97%	69.97%


*strike off whichever is not applicable

Notes :

1. The Accounts have been prepared taking into account segment wise reporting considering two separate segments operated during the year.
2. The status on investors' complaints as on 30.09.2016
Pending at the beginning of the quarter: NIL, Received during the quarter: Nil
Disposed off during the quarter: NIL, Lying unresolved: NIL
3. Corresponding previous quarter/year figures have been re-grouped wherever necessary.
4. The above results were approved by the Board Of Directors at its meeting held on 11th November 2016.

Place : Salem

Dated : 11.11.2016



R. Jagadeesan.
Managing Director.
DIN : 01153985

THAMBBI MODERN SPINNING MILLS LIMITED.,SALEM

CIN:L17111TZ1977PLC000776

1 STATEMENT OF ASSETS & LIABILITIES

Particulars	30th September 2016	31st March 2016
I. EQUITY AND LIABILITIES		
(1) Shareholders' funds		
(a) Share capital	576.28	576.28
(b) Reserves and surplus	736.54	734.17
	<u>1312.82</u>	<u>1310.45</u>
(2) Non-current liabilities		
(a) Long-term borrowings	337.69	361.90
(b) Other Long term liabilities	108.36	95.83
	<u>446.05</u>	<u>457.73</u>
(3) Current liabilities		
(a) Short Term Borrowings	0.00	0.00
(b) Trade payables	13.86	14.43
(c) Other current liabilities	68.66	70.81
(d) Short Term Provisions	0.00	0.00
	<u>82.52</u>	<u>85.24</u>
TOTAL	<u>1841.39</u>	<u>1853.42</u>


II. ASSETS

(1) Non-current assets		
(a) Fixed assets	401.87	376.02
(b) Deferred tax assets (net)	1015.97	1015.97
	<u>1417.84</u>	<u>1391.99</u>
(2) Current assets		
(a) Inventories	0.00	0.00
(b) Trade receivables	246.41	250.37
(c) Cash and cash equivalents	18.36	50.04
(d) Short-term loans and advances	158.78	161.02
	<u>423.55</u>	<u>461.43</u>
TOTAL	<u>1841.39</u>	<u>1853.42</u>

2 The above financial results were reviewed by the Audit Committee and then approved by the board of directors at their meeting held on November 11,2016.

3 Figures for the previous periods have been regrouped and/or reclassified wherever necessary to confirm with the revised schedule VI of the Companies Act 1956.

For and on Behalf of the Board



R.Jagadeesan
Managing Director
DIN :01153985

Salem
November 11 '2016

THAMBBI MODERN SPINNING MILLS LIMITED.,SALEM
Balance Sheet as at 30th September 2016

(Amount in Rupees)

Particulars	Note No.	30th September 2016	31st March 2016
I. EQUITY AND LIABILITIES			
(1) Shareholders' funds			
(a) Share capital	1	57627700	57627700
(b) Reserves and surplus	2	73654131	73417085
		131281831	131044784
(2) Non-current liabilities			
(a) Long-term borrowings	3	33768947	36190105
(b) Other Long term liabilities	4	10836446	9582563
		44605393	45772668
(3) Current liabilities			
(a) Short Term Borrowings	5	0	0
(b) Trade Payables	6	1385500	1443067
(c) Other current liabilities	7	6865897	7081247
(d) Short-term provisions	8	0	0
		8251397	8524314
TOTAL		184138621	185341766
II. ASSETS			
(1) Non-current assets			
(a) Fixed assets			
(i) Tangible assets	9	40186638	37602677
(b) Deferred tax assets (net)	10	101597409	101597409
		141784047	139200086
(2) Current assets			
(a) Inventories	11	0	0
(b) Trade receivables	12	24640438	25038438
(c) Cash and cash equivalents	13	1836447	5003670
(d) Short-term loans and advances	14	15877689	16099572
		42354574	46141680
TOTAL		184138621	185341766
		0	0

For Thambbi Modern Spinning Mills Limited




P. Rajasekaran
CFO Cum Compliance Officer

THAMBBI MODERN SPINNING MILLS LIMITED.,SALEM
Statement of Profit and loss for the half year ended September 2016

(Amount in Rupees)

Particulars	Note No.	30th September 2016		31st March 2016
I. Revenue from operations	15	9046549	20198784	
II. Other income	16	652972	2721322	
III. Total Revenue	(A)	9699521	22920106	
IV. Expenses:				
Cost of materials consumed	17	0	0	
Changes in inventories of finished goods		0	0	
Employee benefits expenses	18	1689371	3394310	
Finance costs	19	2489831	4305261	
Depreciation		1608660	2980114	
Other expenses	20	3674613	13923564	
Total expenses	(B)	9462475	24603249	
V. Profit before exceptional and extraordinary item	(A-B)	237046	-1683143	
VI. Previous Year Adjustments		0	404000	
VII. Profit before tax		237046	-1279143	
VIII Tax expense:				
(1) Deferred Tax Asset		----	----	
(2) Income Tax Paid		----	----	
IX Profit (Loss) for the period from continuing operations		237046	-1279143	

For Thambbi Modern Spinning Mills Limited



P.Rajasekaran
CFO Cum Compliance Officer